

# Family and Friends

# 1

## Class Book



Naomi Simmons

OXFORD

Mult-ROM

# Family and Friends 1

Class Book



**Naomi Simmons**

**OXFORD**  
UNIVERSITY PRESS

# Scope and sequence



## Starter: Hello!

4

Hello. Goodbye. How are you? I'm fine, thank you. What's your name? My name's ...  
How old are you? I'm ... Numbers 1–10 Days of the week Colours of the rainbow

		Words	Grammar	Phonics	Skills
<b>1</b> What's this?	8	School things	What's this? It's a pen.	<b>Initial sounds:</b> <i>a b c d</i> Aa: apple Bb: bird Cc: cat Dd: dog	<b>Reading:</b> a description <b>Listening:</b> identifying objects <b>Speaking:</b> What's this? It's ... <b>Writing:</b> counting words in a sentence, writing about my school things (Workbook)
<b>2</b> Playtime!	14	Toys	my / your Is this your teddy? Yes, it is. No, it isn't.	<b>Initial sounds:</b> <i>e f g h</i> Ee: egg Ff: fish Gg: goat Hh: hat	<b>R:</b> a poem: 'My favourite things' <b>L:</b> identifying favourite things <b>S:</b> What's your favourite ...? <b>W:</b> dividing sentences into words, writing about my favourite toys (WB)
<b>3</b> This is my nose!	20	My body	arm / arms This is ... These are ...	<b>Initial sounds:</b> <i>i j k l</i> Ii: ink Jj: jam Kk: kite Ll: lion	<b>R:</b> instructions <b>L:</b> identifying different animals <b>S:</b> describing an animal's features <b>W:</b> identifying full sentences, writing about my body (WB)
<b>Review 1</b>	26				
<b>4</b> He's a hero!	28	Jobs	She's / He's a teacher. Is she / he a teacher? Yes, she is. No, he isn't.	<b>Initial sounds:</b> <i>m n o p</i> Mm: mum Nn: nurse Oo: orange Pp: pen	<b>R:</b> an autobiography <b>L:</b> identifying people by their jobs <b>S:</b> Is he a doctor? <b>W:</b> capital letters and full stops, writing about my family (WB)
<b>5</b> Where's the ball?	34	The park	Where's the ball? in / on / under	<b>Initial sounds:</b> <i>q r s t u</i> Qq: queen Rr: rabbit Ss: sofa Tt: teddy Uu: umbrella	<b>R:</b> a puzzle text <b>L:</b> identifying objects by location <b>S:</b> Where's the kite? <b>W:</b> capital letters at the start of names, writing about the park (WB)
<b>6</b> Billy's teddy!	40	My family	Possessive 's	<b>Initial sounds:</b> <i>v w x y z</i> Vv: van Ww: window Xx: box Yy: yo-yo Zz: zebra	<b>R:</b> a caption story <b>L:</b> distinguishing details <b>S:</b> Who's this? <b>W:</b> question marks, writing about my family's things (WB)
<b>Review 2</b>	46				

		Words	Grammar	Phonics	Skills
<b>7</b> Are these his trousers?	48	My clothes	<i>This is her / his T-shirt. Are these his socks? Yes, they are. No, they aren't.</i>	<b>The alphabet:</b> the alphabet letter names and their sequence	<b>R:</b> a caption story <b>L:</b> identifying clothes <b>S:</b> <i>What colour are these trousers?</i> <b>W:</b> contractions: 's, writing about my favourite clothes (WB)
<b>8</b> Where's Grandma?	54	My house	<i>Is she in the kitchen? Yes, she is. No, she isn't. Where are Dad and Billy? Are they in the garden? No, they aren't.</i>	<b>Digraphs:</b> <i>sh</i> <i>shoes</i> <i>sheep</i> <i>fish</i>	<b>R:</b> information on a webpage <b>L:</b> listening for location <b>S:</b> <i>Where are the bedrooms?</i> <b>W:</b> identifying vowels, writing about my home (WB)
<b>9</b> Lunchtime!	60	My lunch box	<i>I've got two sandwiches. I haven't got my lunch box. an apple (an + a, e, i, o, u)</i>	<b>Digraphs:</b> <i>ch</i> <i>chair</i> <i>teacher</i> <i>chick</i>	<b>R:</b> information texts <b>L:</b> identifying key words <b>S:</b> <i>I've got a banana and a pear ...</i> <b>W:</b> using <i>a</i> and <i>an</i> , writing about my lunch box (WB)
<b>Review 3</b>	66				
<b>10</b> A new friend!	68	My friends Shapes	<i>He / She's got ... He / She hasn't got ... It's got ... It hasn't got ...</i>	<b>Digraphs:</b> <i>th</i> <i>three</i> <i>bath</i> <i>teeth</i>	<b>R:</b> a descriptive letter <b>L:</b> identifying different friends <b>S:</b> <i>She's got blond hair. Who is it?</i> <b>W:</b> contractions: 's / 've, writing about my friend (WB)
<b>11</b> I like monkeys!	74	The zoo	<i>I like monkeys. I don't like elephants. They're big. I'm little.</i>	<b>CVC words:</b> <i>a</i> <i>cat</i> <i>man</i> <i>fan</i>	<b>R:</b> a poem: 'What am I?' <b>L:</b> identifying preferences <b>S:</b> <i>It's got four legs. It's black and orange.</i> <b>W:</b> identifying adjectives, writing about animals I like (WB)
<b>12</b> Dinnertime!	80	Food Drinks	<i>Do you like carrots? Yes, I do. No, I don't. What do you like? I like yogurt.</i>	<b>CVC words:</b> <i>e</i> <i>bed</i> <i>pen</i> <i>red</i>	<b>R:</b> information texts <b>L:</b> identifying food preferences <b>S:</b> <i>What do you like?</i> <b>W:</b> negative contractions: n't, writing about food I like (WB)
<b>Review 4</b>	86				
<b>13</b> Tidy up!	88	My bedroom Numbers 11 – 20	<i>There's ... There are ...</i>	<b>CVC words:</b> <i>i</i> <i>bin</i> <i>fig</i> <i>tin</i>	<b>R:</b> a descriptive letter <b>L:</b> distinguishing details <b>S:</b> <i>Where are the shoes?</i> <b>W:</b> question marks and full stops, writing about my bedroom (WB)
<b>14</b> Action Boy can run!	94	Verbs	<i>He can / can't fly. Can he talk? Yes, he can. No, he can't.</i>	<b>CVC words:</b> <i>o</i> <i>dog</i> <i>fox</i> <i>log</i>	<b>R:</b> descriptions <b>L:</b> identifying animals <b>S:</b> <i>It can run. It's brown and big.</i> <b>W:</b> contractions: can't, writing about what I can do (WB)
<b>15</b> Let's play ball!	100	The beach	<i>Let's + verb</i>	<b>CVC words:</b> <i>u</i> <i>rug</i> <i>jug</i> <i>sum</i>	<b>R:</b> an information poster <b>L:</b> distinguishing details <b>S:</b> <i>Let's play ball!</i> <b>W:</b> identifying verbs, writing about the beach (WB)
<b>Review 5</b>	106				

## Lesson One

1 Listen, point and repeat. 🎧 01



Rosy



Tim



Billy





Miss Jones

2 Listen and chant. 🎧 02

Hello, Rosy. Hello, Tim. Hello, everyone.  
Hello, Billy and Miss Jones. Come and have some fun!

3 Listen and read. 🎧 03



1 Listen to the story again and repeat. Act.

2 Ask and answer.




Hello. What's your name?

My name's Pete.  
What's your name?

My name's Jon.



3 Listen and sing your name.  04

### Hello, hello!

Hello, hello,  
How are you?  
I'm fine, thank you.  
I'm fine, thank you.

Hello, hello,  
What's your name?

My name's \_\_\_\_\_.  
That's my name.

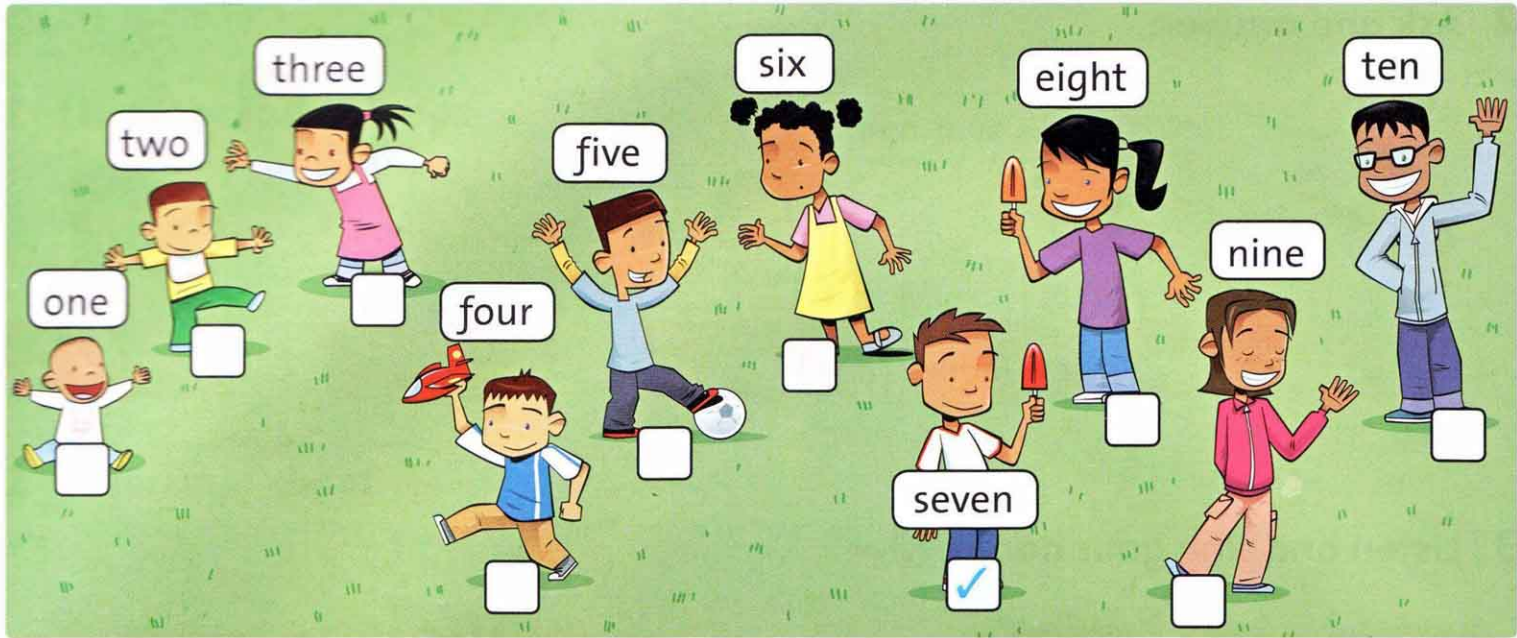
Goodbye, goodbye,  
Goodbye to you ...



# Lesson Three

1 Listen, point and repeat. 05

2 Listen and tick (✓). 06



3 Look at the picture again. Point, ask and answer.

How old are you?

I'm seven.

4 Listen and point. Listen and chant. 07

**May**

Sunday					
Monday					
Tuesday					
Wednesday					
Thursday					
Friday					
Saturday					

1 Listen, point and repeat.  08



red



yellow



pink



green



purple



orange



blue

2 Listen and sing.  09

3 Sing and do.

**Sing a rainbow!**

Red and yellow,  
And pink and green,  
Purple and orange,  
And blue.

I can sing a rainbow,  
Sing a rainbow,  
Sing a rainbow too.

4 Match.



orange

red

pink

purple

blue

green

yellow



# 1 What's this?

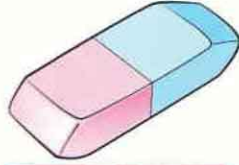
## Lesson One Words

1 Listen, point and repeat. 🎧 10

2 Listen and chant. 🎧 11




pen



rubber



pencil



ruler



book

3 Listen and read. 🎧 12

1

Look at the train, Rosy.

A train? Oh, Billy!

2

They're my school things. Look, what's this?

It's a pen.

3

And what's this?

It's a rubber.

4

That's right. Can I have my school things, please?

OK, here you are ... Your pencil, pen, ruler and rubber.

- 1 Listen to the story again and repeat. Act.
- 2 Look and say.

Let's learn!



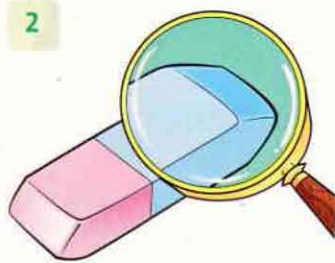
What's this?  
It's a pen.

What's = What is  
It's = It is

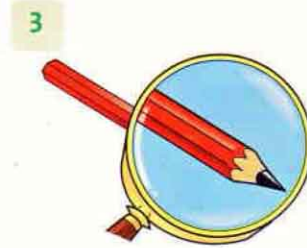
3 Write.



What's this?  
It's a pen.



What's this?  
\_\_\_\_\_ a rubber.



What's this?  
\_\_\_\_\_ a pencil.



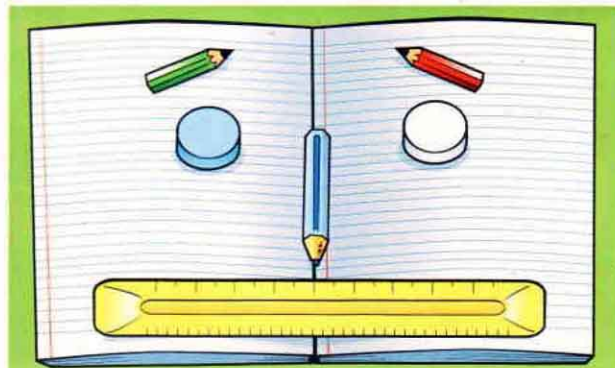
What's this?  
\_\_\_\_\_ a ruler.

4 Point, ask and answer.

pen pencil rubber ruler book

What's this?

It's a pencil.



1 Listen, point and repeat. 13



bag




door



window

2 Listen and sing. 14

3 Sing and do.



Open the book!

What's this?  
 What's this?  
 It's a book.  
 Open the book.  
 Close the book.





What's this?  
 What's this?  
 It's a door ...

What's this?  
 What's this?  
 It's a bag ...

What's this?  
 What's this?  
 It's a window ...



1 Listen, point and repeat.  15


<p><b>Aa</b></p> <p>apple</p> 	<p><b>Bb</b></p> <p>bird</p> 	<p><b>Cc</b></p> <p>cat</p> 	<p><b>Dd</b></p> <p>dog</p> 
---	--	--	---

2 Listen and chant.  16



This is an apple, a, a, apple.  
 This is a bird, b, b, bird.  
 This is a cat, c, c, cat.  
 This is a dog, d, d, dog.

3 Listen to the sounds and join the letters.  17

What has the dog got?



<b>a</b>	<b>c</b>	<b>b</b>	<b>b</b>	<b>c</b>	<b>c</b>	<b>b</b>
<b>b</b>	<b>d</b>	<b>a</b>	<b>d</b>	<b>b</b>	<b>d</b>	<b>c</b>


4 Read and circle the sounds *a*, *b*, *c*, *d* at the start of the words.




The cat likes birds.  
 The dog likes apples.  
 Here's the cat with the bird.  
 Here's the dog with the apple.



## Reading

- 1 Point to four school things. Say the words.
- 2 Listen and read.  18



1 My name's Emma.  
This is my school bag.

2 This is my pencil case.  
It's green.

3 And this is my pencil.

4 This is my blue pen.  
And this is my pink pen.

5 Look at this! It's a rubber.

6 Can I see your bag?

### 3 Read again. Tick (✓) or cross (x).

1 pencil

2 pen \_\_\_\_\_

3 book \_\_\_\_\_

4 ruler \_\_\_\_\_



5 door \_\_\_\_\_



6 rubber \_\_\_\_\_



Listening

1 Listen and tick (✓) the correct picture. 19

1   


2   

3   

4   

Speaking

2 Open your bag. Ask and answer.



Writing


3 Count the words in each sentence.


This is my bag. 4  
 1 2 3 4

- |                               |                          |
|-------------------------------|--------------------------|
| 1 This is my pen. _____       | 2 Look at this. _____    |
| 3 Thank you. _____            | 4 Close the door. _____  |
| 5 This is a red pencil. _____ | 6 Open the window. _____ |

# 2 Playtime!

## Lesson One Words

1 Listen, point and repeat.  20

2 Listen and chant.  21



doll



ball



teddy

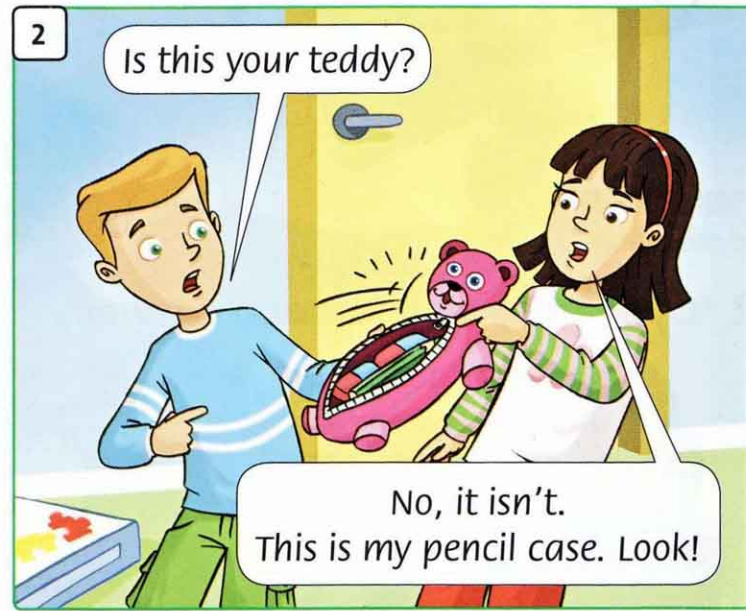



puzzle



car

3 Listen and read.  22



- 1 Listen to the story again and repeat. Act.
- 2 Look and say.

Let's learn!



This is **my** bag.



This is **your** doll.



Is this your teddy?  
**No, it isn't.**



Is this your teddy?  
**Yes, it is.**

3 Write.

**my      your**




This is your ball.      This is \_\_\_\_\_ bag.      This is \_\_\_\_\_ car.      This is \_\_\_\_\_ puzzle.

4 Write.

**Yes, it is.      No, it isn't.**






**1 Listen, point and repeat.**  23



kite




bike



train

**2 Listen and sing.**  24

**3 Sing and do.**



**Toys, toys, toys, toys!**

Toys, toys, toys, toys,  
Toys, toys, toys!

This is my big red kite,  
My big red kite,  
My big red kite.


This is my big red kite,  
I love toys!

Toys, toys, toys, toys, ...

This is my big blue bike, ...

Toys, toys, toys, toys, ...

This is my big, green train, ...



1 Listen, point and repeat.  25



2 Listen and chant.  26

I've got an egg, e, e, egg.

I've got a fig, f, f, fig.

I've got a goat, g, g, goat.

I've got a hat, h, h, hat.

3 Listen to the sounds and join the letters.  27

What has the goat got?



g e h g e f h  
f h f f g h f




4 Read and circle the sounds e, f, g, h at the start of the words.



There's an egg with a yellow hat.  
Look, the goat's got a fig.  
The goat likes figs.



## Reading


- 1 Point to an animal and a toy. Say the words.
- 2 Read and listen to the poem.  28

### My Favourite ...



What's my favourite toy,  
My favourite one of all?  
Is it my train? Is it my car?  
No, it's my **yellow** ball.

What's my favourite colour?  
You may like it too.  
Is it green? Is it red?  
No, it's the colour **blue**.



What's my favourite animal?  
It's furry and it's fat.  
Is it a dog? Is it a goat?  
No, it's a lovely **cat**.


Tom, age 7

- 3 Read again and write.



My favourite toy is a ball .  
My favourite colour is \_\_\_\_\_ .  
My favourite animal is a \_\_\_\_\_ .

Listening

1 Listen and match.  29



Speaking

2 Ask and answer about you.

What's your favourite toy?

It's a ...

What's your favourite colour?

It's ...

Writing

3 Circle the words.

This is my bike.

1 This is my teddy.

2 This is your car.

3 It's your red bike.

4 It's my yellow ball.

5 It's my bag.

6 Close the door.

## Lesson One Words

1 Listen, point and repeat. 30



arms



nose



face





legs



ears

2 Listen and chant. 31

3 Listen and read. 32



- 1 Listen to the story again and repeat. Act.
- 2 Look and say.

Let's learn!



one arm



two arms



These are my arms.



This is my nose.

3 Write.

This is


These are



These are my legs.



\_\_\_\_\_ my arms.



- a \_\_\_\_\_ my face.
- b \_\_\_\_\_ my nose.
- c \_\_\_\_\_ my ears.

4 Circle.



legs / leg



arm / arms



legs / leg



arms / arm

**1 Listen, point and repeat.**  33



fingers



hands



eyes

**2 Listen and sing.**  34

**3 Sing and do.**

**Ten fingers on my hands**

Ten fingers on my hands,  
On my hands.

Ten fingers on my hands,  
On my hands.


Two eyes, one nose,  
All on my face.

Ten fingers on my hands,  
On my hands.



1 Listen, point and repeat.  35



2 Listen and chant.  36

Look at the ink, i, i, ink.  
 Look at the jam, j, j, jam.  
 Look at the kite, k, k, kite.  
 Look at the lion, l, l, lion.

3 Listen to the sounds and join the letters.  37

What has the lion got?



l i j l i j j  
 k j k j k l i



4 Read and circle the sounds i, j, k, l at the start of the words.




The lion's got some jam.  
 The lion's got some ink.  
 Look! Here is a kite.  
 Oops! The lion is a mess.



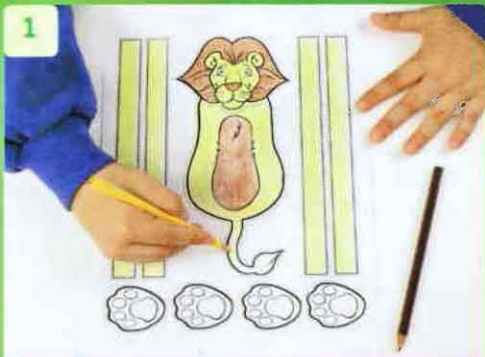


## Reading

- 1 Point to parts of the body. Say the words.
- 2 Listen and read.  38



Hi. I'm Tom.  
Let's make a paper lion!




1  
Colour the face, the body and the legs. Then colour the paws and tail too.



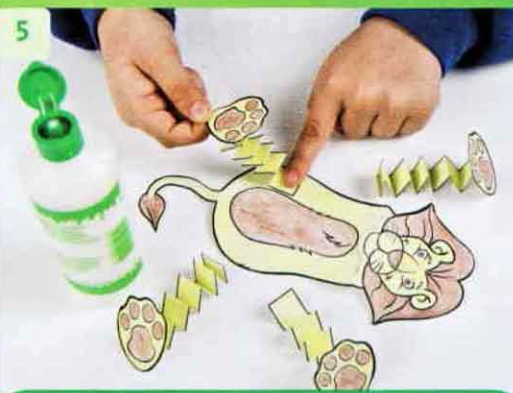
2  
Cut out the body.  
Now cut the face.



3  
Fold the tail.  
Fold the face.



4  
Cut out the four legs and paws. Fold the legs.

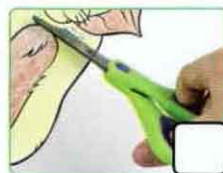
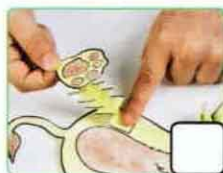


5  
Stick the paws on the legs.  
Stick the legs on the body.






6  
Look! It's a lion.

- 3 Read again. Number the pictures in the correct order.



Listening

1 Listen and number.  39



Speaking

2 Look at the pictures again. Ask and answer.

It's brown. The eyes are green.  
What is it?

It's a goat.

Writing

3 Circle each sentence. Then count.

I'm Tom. This is my paper toy. 2

This is my paper toy. It's a lion. Colour the face and the body.

Fold the face and the tail. Cut out the four legs.

Stick on the legs and the paws.


How many sentences?

1 Circle the odd-one-out. Write.

1



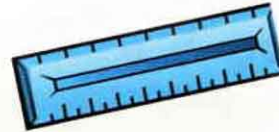
pencil



rubber



eight



ruler

eight

2



car



ears



train



teddy

\_\_\_\_\_

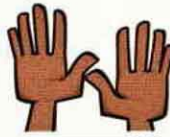
3



book



nose



hands



eyes

\_\_\_\_\_

4



three



ten



two




bag

\_\_\_\_\_

5



ball



window



doll



kite

\_\_\_\_\_

2 Match.

1 What's this?

 c

2 What's your name?

3 How old are you?

4 Is it your pencil?

5 How are you?

a I'm ten.

b Yes, it is.

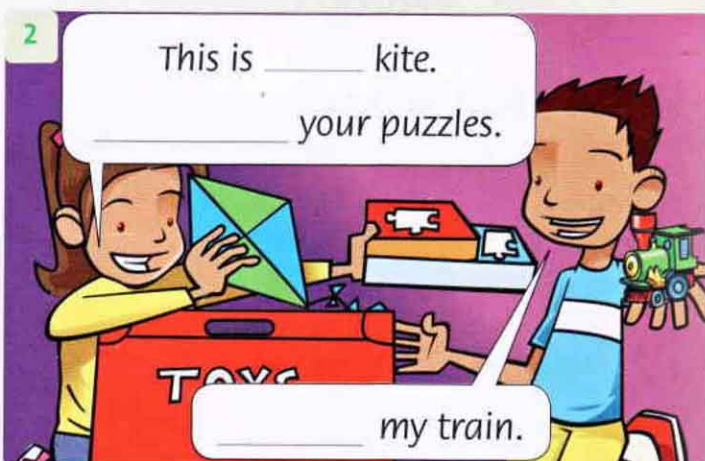
c It's a teddy.

d I'm fine, thank you.

e My name's Alex.

3 Write.

This is      These are      your      my



4 Read and circle.



1 Is it a kite?

Yes, it is.

No, it isn't.



2 Is it a train?

Yes, it is.

No, it isn't.



3 Is it a ruler?

Yes, it is.

No, it isn't.



4 Is it a puzzle?

Yes, it is.

No, it isn't.

5 Circle.



e c a



l j f



b e a



j g k



e i c



c d e

6 Read and colour.

My work in units 1, 2 and 3 is



OK




Good



Excellent

## Lesson One Words

1 Listen, point and repeat.  40

2 Listen and chant.  41



teacher



pupil




housewife



fireman



pilot

3 Listen and read.  42

1

Look! Is Billy a teacher?

Yes, he is. And Tim is a pupil.

2

Is Grandma a teacher?

No, she isn't. She's a housewife.

3

Coming ...

Look! The meat ...

Oh no!

4

Look at Grandpa. Is he a fireman?

No, he isn't. But he is a hero!

- 1 Listen to the story again and repeat. Act.
- 2 Look and say.

Let's learn!



She's a housewife.



He's a pupil.



Is she a teacher?  
No, she isn't.



Is he a teacher?  
Yes, he is.

she's = she is  
he's = he is

Write.

He's      She's



She's a housewife.



\_\_\_\_\_ a pilot.



\_\_\_\_\_ a fireman.



\_\_\_\_\_ a pupil.

Say and answer.

She's a housewife.

Number 3.



Is he a teacher? Yes, he is.

# Lesson Three Song

1 Listen, point and repeat.  43



doctor



policeman



farmer

2 Listen and sing.  44

3 Sing and do.

## Two kind doctors

Two kind doctors  
Meet in a lane.  
Hello, hello,  
What's your name?

How are you?  
How are you?  
How are you, again?

Two kind policemen ...

Two kind farmers ...

Two kind teachers ...

Two kind pupils ...



1 Listen, point and repeat.  45

Mm

mum



Nn

nurse



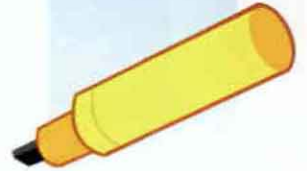
Oo

orange



Pp

pen



2 Listen and chant.  46

This is my mum, m, m, mum.

This is my nurse, n, n, nurse.

This is my orange, o, o, orange.

This is my pen, p, p, pen.

3 Listen to the sounds and join the letters.  47

What has the nurse got?



m

m

n

o

p

o

p



n

n

o

m

m

p

o



4 Read and circle the sounds *m*, *n*, *o*, *p* at the start of the words.



MMy mum is a nurse.

She's got an orange and a pen.

She can eat the orange.

She can write with the pen.





## Reading

- 1 Point to the jobs. Say the words.
- 2 Listen and read.  48



My name's Milly.  
I'm seven.  
This is my family.



This is my dad.  
He's a fireman.



This is my mum.  
She's a nurse.



This is my grandpa.  
He's a doctor.



This is me with my  
brother. His name's Joe.  
He's ten. We're pupils.




We're a happy family.


### 3 Read again. Write Yes or No.

- 1 Is Dad a pilot? No
- 3 Is Joe seven? \_\_\_\_\_

- 2 Is Mum a nurse? \_\_\_\_\_
- 4 Is Milly a pupil? \_\_\_\_\_

Listening

1 Listen and number.  49



Speaking

2 Point, ask and answer.

Is he a doctor?

No, he isn't.



... doctor?



... nurse?



... pupil?



... pilot?



... teacher?

Writing

3 Circle the capital letters and full stops.

This is my family.

1 We're pupils.

2 He's a farmer.

3 This is my mum.


4 She's a nurse.

5 We're a happy family.

6 This is my uncle.

# 5 Where's the ball?

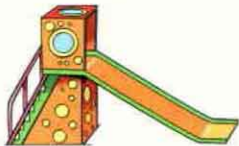
## Lesson One Words

1 Listen, point and repeat.  50

2 Listen and chant.  51



seesaw




slide



net



swing



tree

3 Listen and read.  52



- 1 Listen to the story again and repeat. Act.
- 2 Look and say.

Let's learn!



Where's the ball?  
It's **in** the net.



Where's the ball?  
It's **on** the slide.



Where's the ball?  
It's **under** the seesaw.

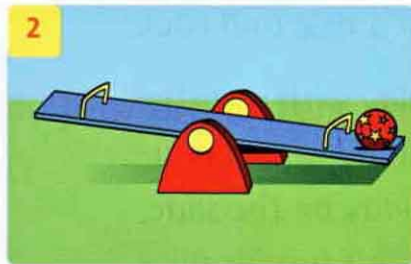
Where's = Where **is**

3 Write.


**in on under**



It's under the tree.



It's \_\_\_\_\_ the seesaw.

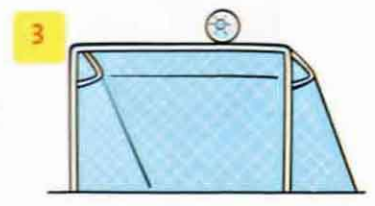
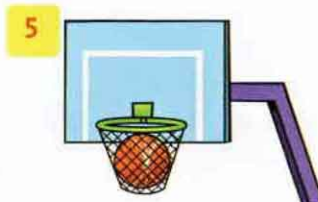
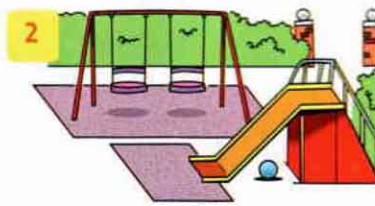
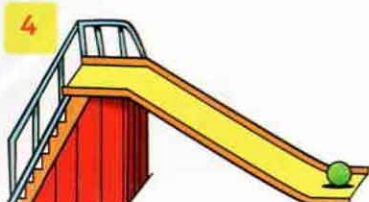


It's \_\_\_\_\_ the swing.

4 Point, ask and answer.

Where's the ball?

It's under the tree.



# Lesson Three Song

1 Listen, point and repeat.  53



pool




ice cream



frisbee

2 Listen and sing.  54

3 Sing and do.



## At the park!

At the park,  
It's so much fun.  
For you, for me, for everyone!

Play on the seesaw,  
Play in the pool.  
Eat an ice cream,  
It's nice and cool.

Play with a frisbee,  
Play with a ball.  
Play on the slide,  
It's fun for all.

At the park,  
It's so much fun.  
For you, for me, for everyone!



1 Listen, point and repeat.  55




<b>Qq</b> queen 	<b>Rr</b> rabbit 	<b>Ss</b> sofa 	<b>Tt</b> teddy 	<b>Uu</b> umbrella 
--	--	--	---	--

2 Listen and chant.  56

Where is the queen? Q, q, queen.  
 Where is the rabbit? R, r, rabbit.  
 Where is the sofa? S, s, sofa.  
 Where is the teddy? T, t, teddy.  
 Where is the umbrella? U, u, umbrella.

3 Listen to the sounds and join the letters.  57

What has the queen got?

	t	s	q	t	r	r	t		
	q	r	u	s	u	q	u		
	s	u	t	q	t	s	r		

4 Read and circle the sounds q, r, s, t, u at the start of the words.

The queen is on the sofa.  
 The queen has got a rabbit.  
 The teddy is on the sofa.  
 The teddy has got an umbrella.





## Reading


- 1 What can you see in the park? Point and say.
- 2 Listen, read and point.  58




Look! This is a park. Can you see the boys and girls in the park?  
Where are their toys? Can you help?

1  This is Toby.  
His toy is under a tree.  
What is it?

2  Her name is Sara.  
Can you see her toy?  
It is on the slide.

3  His name is Pete.  
His toy is in the football net.  
Can you see it?

4  This is Anna.  
Her toy is under the swing.  
What is it?

### 3 Read again. Match the children and toys.




doll


car

kite

frisbee

Listening

1 Listen and number.  59



Speaking

2 Ask and answer.


Where's the girl?

She's under the tree.

1



2



3



4



5



Writing

3 Circle the capital letters at the start of the names.

This is Tim.

1 My name's Rosy.

2 This is Billy.

3 Look at Billy and Rosy.


4 Good try, Tim.

5 Billy is two.

6 Rosy and Tim are pupils.



## Lesson One Words

1 Listen, point and repeat.  60



mum



dad



sister

2 Listen and chant.  61



brother



grandma



grandpa

3 Listen and read.  62



1 Listen to the story again and repeat. Act.

2 Look and say.

Let's learn!



This is Mum's book.



This is Billy's teddy.

3 Follow and write.



Mum



Dad




Rosy



Grandma



Grandpa



It's \_\_\_\_\_ kite.

It's Mum's book.

It's \_\_\_\_\_ umbrella.

It's \_\_\_\_\_ pen.

It's \_\_\_\_\_ bag.

# Lesson Three Song

## 1 Listen, point and repeat. 63



Here are more people  
in my family.



aunt




uncle



cousin

## 2 Listen and sing. 64

## 3 Sing and do.



### In my family






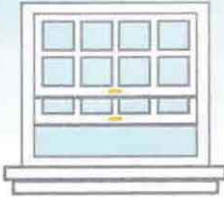


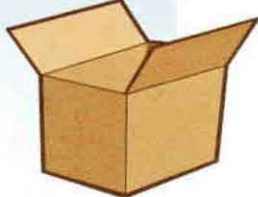






In my family,  
In my family,  
Lots of love,  
For you and for me.

Mum and dad,  
Sister and brother,  
Grandma and grandpa,  
Not like any other.

Aunt and uncle,  
And cousins too,  
My family helps me,  
My family helps you.

In my family, ...

1 Listen, point and repeat.  65


  	  	  	  	  
--	---	---	---	---

2 Listen and chant.  66


Here is a van, v, v, van.  
 Here is a window, w, w, window.  
 Here is a box, x, x, box.  
 Here is a yo-yo, y, y, yo-yo.  
 Here is a zebra, z, z, zebra.

3 Listen to the sounds and join the letters.  67


What is in the van?



x	w	y	z	w	x	z
z	x	v	x	z	w	w
y	v	w	y	v	y	x



4 Read and circle the sounds v, w, x, y, z.



Look out of the window.  
 What can you see?  
 I can see a zebra in a van.  
 And a yo-yo on a box.



## Reading

- 1 Point to the boy's family. Say the family words.
- 2 Listen and read.  68




Hi. I'm Oli. Look at my photos of my family at the park.

1



Can you see my sister's kite? Look, it's in the tree.

2



My dad throws a ball. No. The kite's still in the tree.

3



My aunt and uncle are here too. My uncle throws his hat. But still no kite.

4



Now a bird's in the tree. The bird's got the kite.

5



Look at the bird! Thank you, bird.

6



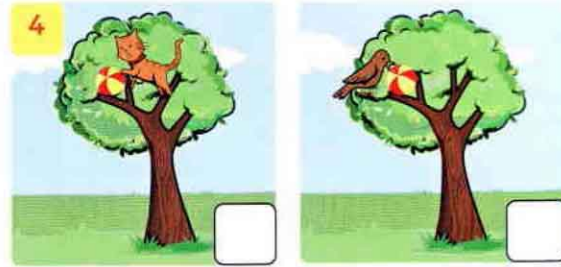
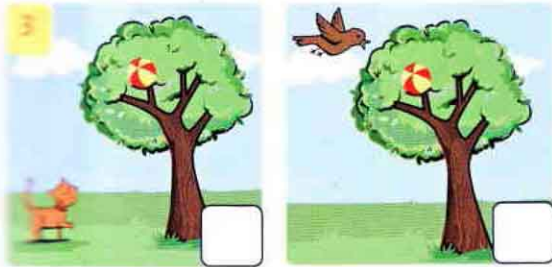

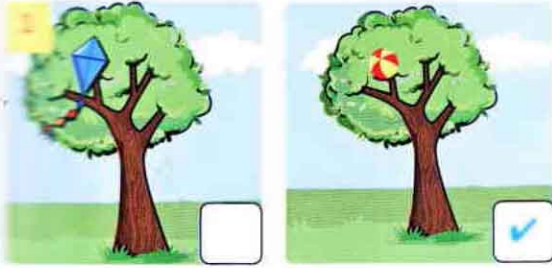
And here's my sister with her kite. She's happy now. And my family's happy too.

### 3 Read again. Write T (true) or F (false).

- |   |  |
|---|--|
| 1 The family is at the park. <u>  T  </u> | 2 It is Oli's kite. <u>      </u>          |
| 3 The kite is in the net. <u>      </u>   | 4 Oli's sister is happy now. <u>      </u> |

Listening

1 Listen and tick (✓) the correct picture.  69





Speaking

2 Point, ask and answer.

Who's this?

It's Oli's dad.



Writing

3 Circle the question marks and underline the sentences.

What's your name? My name's Oli.

1 How old are you? I'm seven.

2 Who's this? It's Oli's aunt.

3 How are you? I'm fine, thank you.

4 What's this? It's a bird.


5 Where's the kite? It's in the tree.

6 Where's Oli? He's at the park.

1 Circle the odd-one-out. Write.

- 1 doctor nurse frisbee housewife frisbee
- 2 swing teacher seesaw slide \_\_\_\_\_
- 3 aunt uncle brother ice cream \_\_\_\_\_
- 4 mum fireman policeman pilot \_\_\_\_\_
- 5 net cousin tree pool \_\_\_\_\_

2 Number the picture.



- 1 sister
- 2 dad
- 3 grandma
- 4 grandpa
- 5 aunt
- 6 uncle
- 7 brother
- 8 cousin
- 9 mum

3 Write.

He's      She's




1 He's a doctor.      2 \_\_\_\_\_ a nurse.      3 \_\_\_\_\_ a fireman.      4 \_\_\_\_\_ a pupil.

4 Look at the picture again and write.

- 1 Where's the doll?      It's under the toy box.
- 2 Where's the teddy?      It's \_\_\_\_\_ the toy box.
- 3 Where's the ruler?      It's \_\_\_\_\_ the bag.

5 Circle.

1 	2 	3 	4 	5 	6 
p b g	w s z	t l o	w v u	n u m	s r o

6 Read and colour.

**My work in units 4,5 and 6 is**

 **OK**     
   **Good**     
    **Excellent**



# 7 Are these his trousers?

## Lesson One Words

1 Listen, point and repeat. 70

2 Listen and chant. 71



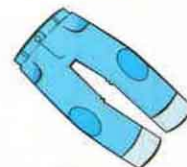
dress



socks



T-shirt



trousers



shorts

3 Listen and read. 72

1

Help! The clothes. Look, this is Rosy's dress.

Are these her socks?

Yes, they are.

2

Is this Billy's T-shirt?

Yes, it is. Put it in his basket.

3

Are these his trousers?

4

No, they aren't his trousers. They're my shorts!

1 Listen to the story again and repeat. Act.

2 Look and say.

Let's learn!



This is **her** dress.



These are **his** shorts.



**Are these** her socks?  
**Yes, they are.**



**Are these** his trousers?  
**No, they aren't.**


aren't = are **not**

3 Write.

**his her**



These are her socks.



This is his T-shirt.



This is her dress.

4 Point, ask and answer.

Are these her trousers?

No, they aren't.



... her trousers?



... his shorts?



... his trousers?



... her socks?

# Lesson Three Song

## 1 Listen, point and repeat. 73



shoes



coat



hat

## 2 Listen and sing. 74

## 3 Sing and do.



### Every day!

Every day,  
I put on my socks,  
I put on my socks,  
Every day.

Every day,  
I put on my socks,  
I put on my shoes,  
Every day.

Every day,  
I put on my socks,  
I put on my shoes,  
I put on my coat,  
Every day.

Every day,  
I put on my socks,  
I put on my shoes,  
I put on my coat,  
I put on my hat,  
Every day.

Goodbye, Mum!



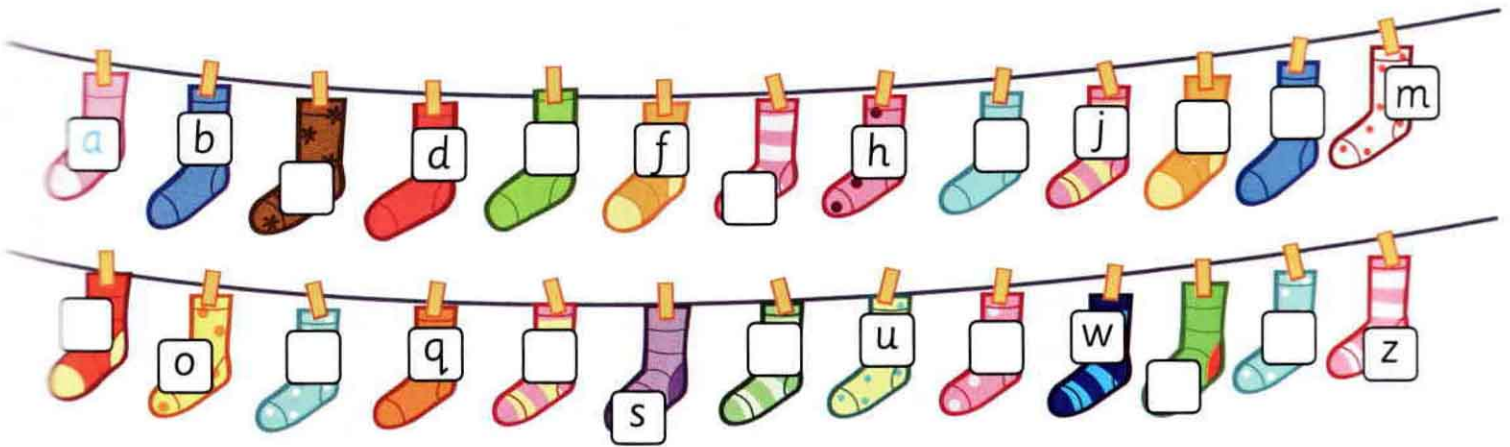
2 Listen and point. Listen and sing.  75

I know my ABC, please sing along with me ...

a b c d e f g h i j k l m n o p  
q r s t u v w x y z

I know my ABC, please sing along with me.

2 Write the letters.



3 Look at the pictures. Write the letters.

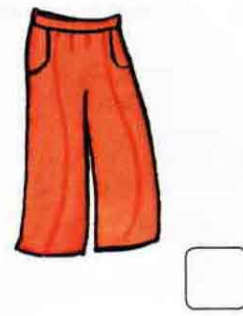

t y k c r s

h l m v z u



Listening

1 Listen and number.  77



Speaking

2 Look at the pictures again. Point, ask and answer.

What colour are these trousers?

They're pink.

What colour is this coat?

It's red.

Writing

3 Circle 's and match.

Where's = Where is

It's = It is

What's = What is

He's = He is

1 What's this?

2 Where's my hat?

3 It's under the seesaw.

4 She's eight.

5 He's my brother.

a Where is my hat?

b She is eight.

c He is my brother.

d What is this?

e It is under the seesaw.

What letter is missing? 's = \_\_\_s

## Lesson One Words

1 Listen, point and repeat. 78

2 Listen and chant. 79



kitchen



living room



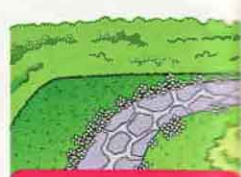
dining room



bedroom





bathroom



garden

3 Listen and read. 80



- 1 Listen to the story again and repeat. Act.
- 2 Look and say.

**Let's learn!**



**Where's Grandma?**  
**She's** in the dining room.



**Is she** in the kitchen?  
**No, she isn't.**



**Where are** Dad and Billy?  
**They're** in the dining room too.



**Are they** in the living room?  
**No, they aren't.**


they're = they **are**

3 Write.

**Is     Are**



**Is** Billy in the bedroom?  
 Yes, he is.



\_\_\_\_\_ Mum and Dad in the garden?  
 No, they aren't.



\_\_\_\_\_ Rosy's aunt and uncle in the dining room?  
 Yes, they are.



\_\_\_\_\_ Rosy in the bathroom?  
 No, she isn't.


4 Look at the pictures again. Point, ask and answer.

Where are Rosy's aunt and uncle?

They're in the dining room.

Are they in the living room?

## 1 Listen, point and repeat. 81



## 2 Listen and sing. 82

## 3 Sing and do.


### Come into my house

Come into my house.  
What can you see?  
Upstairs and downstairs,  
Come, follow me.

Go through the door.  
Go upstairs.  
What's in my bedroom?  
Four teddy bears.

Go through the door.  
Go downstairs.  
What's in the dining room?  
Table and chairs.

Come into my house ...






1 Listen, point and repeat.  83

sh

shoes

sheep

fish




2 Listen and chant.  84

Shirley's shoes are red,  
Her T-shirt is blue.  
She's got a toy sheep,  
And a toy fish too.  
  
The sheep is white,  
The fish is blue.  
Shirley wants to play,  
With me and with you.

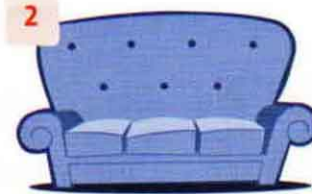


3 Read the chant again. Circle the *sh* sounds.

4 Look at the picture and circle the correct sound.



sh h s



sh h s



sh h s




sh h s

## Reading


1 Point to the rooms. Say the words.

2 Listen and read.  85


Andy's homepage
My flat
My family
My friends
My school




My name's Andy. This is a photo of my family in our flat. We are in the living room.




Here is the dining room. It is little but the table is big. The kitchen is next door. It is yellow and white.



There are three bedrooms. The big bedroom is for my mum and dad.



This is my bedroom. Next door is my sister's bedroom.



And this is the balcony. Look, you can see my favourite tree.

Can you see my sister in a photo?

Add picture
Remove picture


3 Read again and write.

bedroom      flat      living room      dining room

- 1 There are photos of Andy's flat.
- 2 The sofa is in the \_\_\_\_\_.
- 3 The \_\_\_\_\_ is little.
- 4 One \_\_\_\_\_ is big.

Listening

2 Listen and number.  86



Speaking

2 Look at the picture again. Ask and answer.

- living room
- bathrooms
- dining room
- bedrooms
- kitchen

Where are the bedrooms?

They're upstairs.

Where's the kitchen?

It's downstairs.

Writing

3 Say the vowel letters. Circle the vowels in the words.

a e i o u

This is my house.

1 This is a kitchen.

2 She's in the dining room.

3 Here are two bathrooms.

4 Well done, Rosy.

5 Where's Grandma?

6 The bedrooms are upstairs.

## Lesson One Words

1 Listen, point and repeat.  87

2 Listen and chant.  88



lunch box




sandwich



drinks



apple



banana



biscuit

3 Listen and read.  89

1

It's lunchtime.  
Get your lunch boxes.

Oh no! I haven't got my lunch box.

2

I've got two sandwiches and  
two drinks. Here you are.

Thank you, Tim.

3

I've got an apple.  
And I've got a banana. Choose one.

Thanks. The apple, please.

4

Look! Now I've got ten sandwiches  
and six drinks. Please share my lunch!

- 1 Listen to the story again and repeat. Act.
- 2 Look and say.

Let's learn!



I've got two sandwiches.



I haven't got my lunch box.



I've got an apple.

I've got = I have got  
haven't got = have not got

3 Write. I've got I haven't got



I haven't got a drink.



\_\_\_\_\_ a lunch box.



\_\_\_\_\_ a sandwich.



\_\_\_\_\_ a banana.



\_\_\_\_\_ two drinks.



\_\_\_\_\_ an apple.

4 Look at the pictures again. Say and answer.

a sandwich an orange a drink a lunch box an apple a banana

I've got two drinks.

Number 5!

1 Listen, point and repeat.  90

tomato



pear



grapes

2 Listen and sing.  91

## 3 Sing and do.



## Open my lunch box!

Open my lunch box.  
What can you see?  
I've got a sandwich,  
You can share with me.

I've got a tomato.  
I've got a pear.  
And I've got some grapes,  
And I'm happy to share.



1 Listen, point and repeat.  92

ch

chair

teacher

chick



2 Listen and chant.  93

My name's Charlie.  
This is my teacher.  
She's on a chair.  
She's got a little chick.

Chirp, chirp, chirp, says the chick.  
Chirp, chirp, chirp, says the chick.

My teacher's on a chair.  
She's got a little chick.



3 Read the chant again. Circle the *ch* sounds.

4 Look at the picture and circle the correct sound.



ch h c



c k ch



ch c h



s c ch

## Reading

1 Point to the food. Say the words.

2 Listen and read.  94



In my lunch box I've got a cheese sandwich and a banana. I've got an orange. I haven't got a biscuit. I haven't got a drink today.

In my lunch box I've got a cheese and tomato sandwich. I haven't got a banana but I've got an apple. I've got a drink today.



I've got a pear and a biscuit in my lunch box. I've got two sandwiches. They're egg. My drink is water. I haven't got an apple today.



3 Read again. Write A, B or C.



Her lunch box is A.




Her lunch box is \_\_\_\_\_.














His lunch box is \_\_\_\_\_.



Listening

1 Listen and tick (✓).  95

								
			✓					
								
								

Speaking

2 Look at the pictures again. Ask and answer.

- a sandwich
- an egg
- an apple
- a pear
- a banana
- an orange
- a biscuit
- eight grapes

*I've got an orange. I've got a pear. What colour is my lunch box?*

*Your lunch box is blue.*

Writing

3 Write.

- an + a, e, i, o, u      This is **an** orange.      This is **a** pear.
- 1 This is a biscuit.
  - 2 I've got \_\_\_\_\_ apple.
  - 3 I've got \_\_\_\_\_ egg.
  - 4 This is \_\_\_\_\_ hat.
  - 5 It's \_\_\_\_\_ sandwich.
  - 6 I haven't got \_\_\_\_\_ umbrella.

**1 Circle the odd-one-out. Write.**

- |   |             |             |                |          |                |
|---|-------------|-------------|----------------|----------|----------------|
| 1 | socks       | shorts      | <u>kitchen</u> | coat     | <u>kitchen</u> |
| 2 | apple       | orange      | flat           | tomato   | _____          |
| 3 | dining room | living room | bedroom        | pear     | _____          |
| 4 | dress       | biscuit     | grape          | banana   | _____          |
| 5 | hat         | house       | T-shirt        | trousers | _____          |

**2 Write.**

**Where's    Where are    He's    She's    They're**



Where's Billy?  
He's in the bedroom.



\_\_\_\_\_ Mum and Dad?  
\_\_\_\_\_ in the kitchen.




\_\_\_\_\_ Rosy's aunt and uncle?  
\_\_\_\_\_ in the dining room.



\_\_\_\_\_ Grandma?  
\_\_\_\_\_ in the dining room too.

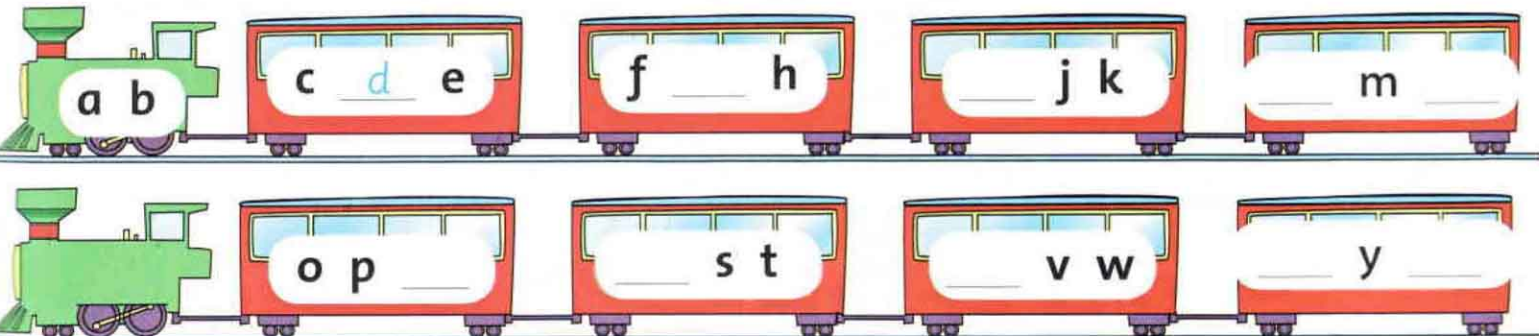
3 Write.

His Her



- 1 Her socks are white.
- 2 \_\_\_\_\_ shorts are orange.
- 3 \_\_\_\_\_ T-shirt is green and orange.
- 4 \_\_\_\_\_ socks are blue.
- 5 \_\_\_\_\_ trousers are green.

4 Write the letters.




5 Circle.




ch sh



ch sh



ch sh



ch sh

6 Read and colour.

My work in units 7, 8 and 9 is



## Lesson One Words

1 Listen, point and repeat. 96

2 Listen and chant. 97



long



short



blond



brown



curly



straight

3 Listen and read. 98

1

I've got a new friend.  
Look, this is Alice with her teddy.

She's got curly hair.

2

Yes. And she's got blue eyes.

My new friend is Adam.  
He's got curly hair too.  
But he hasn't got blue eyes.

3

Look over there. It's Adam.

And he's with Alice.

4

Are you friends?

We're brother and sister.

We're cousins.  
And now we're all friends.

- 1 Listen to the story again and repeat. Act.
- 2 Look and say.

Let's learn!



He's got short hair.  
He hasn't got straight hair.



She's got blue eyes.  
She hasn't got brown eyes.



It's got black eyes.  
It hasn't got long hair.

he's got = he has got  
hasn't got = has not got

3 Write.

's got    hasn't got



He 's got blond hair.



She \_\_\_\_\_ straight hair.



It \_\_\_\_\_ blue eyes.



He \_\_\_\_\_ curly hair.

4 Look at the pictures again. Say and answer.

She's got straight hair.

Number 2.

# Lesson Three Song

## 1 Listen, point and repeat. 99



square



circle



triangle



rectangle

## 2 Listen and sing. 100

## 3 Sing and do.

### It's a square!

It's got four sides.  
They're all the same.

It's got four sides.  
They're all the same.

It's a square!

It hasn't got sides.  
It's smooth and round ...


It's a circle!

It's got four sides.  
Two long, two short ...

It's a rectangle!

It's got three sides.  
Just one, two, three ...

It's a triangle!



1 Listen, point and repeat.  101

th


three



bath



teeth



2 Listen and chant.  102


Baby Theo's in the bath,  
One, two, three.

Baby Theo counts his teeth,  
One, two, three.




3 Read the chant again. Circle the *th* sounds.

4 Look at the picture and circle the correct sound.



h th t

2



h th t



th tr h

4



th s sh

## Reading


- 1 How many friends can you see?
- 2 Listen and read.  103

Dear Yasmin,

This is a picture of me with my four friends.  
All my friends are great.

Polly is my best friend. She has got blue eyes. She has got long, blond hair.  
Toby is Polly's brother. He has got short hair. It's blond too. Toby is tall.  
Peter is Polly's cousin. He has got curly, brown hair. His eyes are green.  
Isabel is a good friend too. She has got straight, black hair. Her eyes are brown.  
I am in the picture too. I am short and I've got long, brown hair. My eyes are blue. Can you see me?

Tell me about your friends.  
From  
Sally.



- 3 Read again. Write the names.




Peter



**Listening**

1 Listen and number.  104



**Speaking**

2 Look at the picture again. Ask and answer.

She's got blond hair. Who is it?

It's number 1, Polly.

**Writing**

3 Circle 's and 've and match.

I've got blue eyes. = I have got blue eyes.

She's got black hair. = She has got black hair.

1 She's got brown eyes.

a I have got two sisters.

2 It's got black eyes.

b She has got brown eyes.

3 I've got two sisters.


c He has got a toy train.


4 He's got a toy train.

d It has got black eyes.

Which letters are missing? 's = \_\_\_ s 've = \_\_\_ ve

## Lesson One Words

1 Listen, point and repeat.  105



elephant



giraffe



monkey

2 Listen and chant.  106



big



tall



little

3 Listen and read.  107

1 The zoo. Great! I like animals.

Look at the elephants, Billy.

Oh no! I don't like elephants. They're big!

2 Look at the giraffes.

Ahh! I don't like giraffes. They're tall!

3 Billy, you like animals. But you don't like elephants. And you don't like giraffes.

Look over there!

4 I like monkeys! I like monkeys! They're little and I'm little too.


Yes. They're funny and you're funny too!

- 1 Listen to the story again and repeat. Act.
- 2 Look and say.

Let's learn!



I **like** monkeys.



I **don't like** elephants.




They're big.  
I'm little.

am / is / are + **big**


3 Write. **like don't like**



I like lions.



I \_\_\_\_\_ elephants.



I \_\_\_\_\_ giraffes.




I \_\_\_\_\_ monkeys.

4 Say and answer.

big      little      tall      black      brown      yellow      white

They're big.

They're elephants.

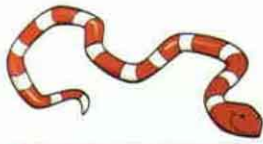


# Lesson Three Song

1 Listen, point and repeat.  108



tiger




snake



parrot

2 Listen and sing.  109

3 Sing and do.




## Let's go to the zoo!

Hear the tigers growl, growl,  
Growl, growl, growl, growl.  
Hear the tigers growl, growl.  
Hip, hip, hip hooray!

Let's go to the zoo, zoo, zoo!  
What about you, you, you?  
You can come too, too, too.  
Let's go to the zoo, zoo, zoo!

Hear the snakes hiss, hiss, ...  
Let's go to the zoo, zoo, zoo ...

Hear the parrots squawk, squawk, ...  
Let's go to the zoo, zoo, zoo ...



1 Listen, point and repeat.  110

cat



man



fan



2 Listen and chant.  111



The cat's got a hat.  
The cat's got a hat.  
a, a, a, a, a.



The man's got a fan.  
The man's got a fan.  
a, a, a, a, a.

3 Read the chant again. Circle the *a* in the middle of the words.

4 Write.

1



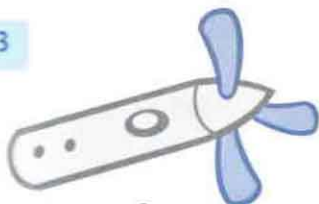
tha  
hat

2



nam  
\_\_\_\_\_

3




afn  
\_\_\_\_\_

4



cta  
\_\_\_\_\_

## Reading

- 1 Look at the picture. Talk about the animal.
- 2 Read and listen to the poem.  112

### What am I?


I am an animal at the zoo.  
Listen now, this is true.

I'm yellow and brown. My tongue is red.  
I've got two little ears on top of my head.

My neck is long and I am tall.  
I haven't got any hands at all.

I can see the top of trees.  
My food is there. I like green leaves.  
To get my food, my tongue is long.  
Can you guess? Don't get it wrong!

So what am I? Do you know?  
I'm a giraffe and I'm saying 'hello'!




### 3 Read again. Write T (true) or F (false).

- |   |  |
|---|--|
| 1 The giraffe is tall. <u>  T  </u>             | 2 The giraffe has got two hands. <u>      </u> |
| 3 The giraffe is black and white. <u>      </u> | 4 The giraffe has got two ears. <u>      </u>  |

**Listening**

1 Listen and draw 😊 or ☹️. 🎧 113



1			2		
3			4		
5			6		

**Speaking**

2 Look at the picture again. Ask and answer.

snake      giraffe      parrot      tiger      monkey      lion

It's got four legs. It's black and orange. What is it?

It's a tiger.

**Writing**

adjectives = describing words

3 Circle the adjectives.

It's a long snake.      It's a little monkey.

1 It's a yellow lion.

2 It's a green snake.

3 This is a brown monkey.

4 They're tall giraffes.

5 It's an orange and black tiger.

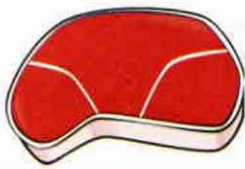
6 It's a blue parrot.

## Lesson One Words


**1 Listen, point and repeat.** 114



rice



meat



carrots


**2 Listen and chant.** 115



yogurt






fish



bread

**3 Listen and read.** 116





- 1 Listen to the story again and repeat. Act.
- 2 Look and say.

Let's learn!



Do you like yogurt?  
Yes, I do.



Do you like carrots?  
No, I don't.



What do you like?  
I like yogurt.

don't = do not

- 3 Write. Yes, I do.    No, I don't.



1 Do you like yogurt?  
Yes, I do.



2 Do you like bread?  
\_\_\_\_\_.



3 Do you like fish?  
\_\_\_\_\_.





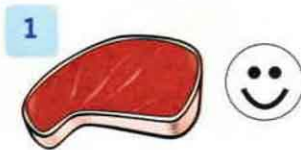
4 Do you like carrots?  
\_\_\_\_\_.

- 4 Point, ask and answer.

meat    rice    ice cream    yogurt    bread    tomatoes

Do you like meat?

Yes, I do.



# Lesson Three Song

1 Listen, point and repeat.  117



milk



juice



water

2 Listen and sing.  118

3 Sing and do.

## Drink your milk!

Eat your figs and drink your milk,  
 Drink your milk,  
 Drink your milk.

Eat your figs and drink your milk.  
 Don't be late for school!

Eat your bread and drink your juice, ...  
 Here's your water, here's your bag, ...




1 Listen, point and repeat.  119

bed



pen




red



2 Listen and chant.  120



Ken's got a pen,  
Pen, pen, pen.  
Ken's pen is red,  
Red, red, red.  
Where's Ken's pen?  
Pen, pen, pen.  
It's on Ken's bed,  
Bed, bed, bed.



3 Read the chant again. Circle the e in the middle of the words.

4 Match the words that rhyme.

1



Ken

2



red

3



cat

4



man

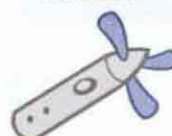
hat



pen



fan






bed



## Reading

- 1 What food do you like? Point and say.
- 2 Listen and read.  121

### The Family and Friends Café

 <p><b>Food</b></p> <ul style="list-style-type: none"> <li>Meat</li> <li>Fish</li> <li>Rice</li> <li>Bread</li> <li>Eggs</li> <li>Carrots</li> <li>Tomatoes</li> </ul>	 <p><b>Desserts</b></p> <ul style="list-style-type: none"> <li>Ice cream</li> <li>Yogurt</li> <li>Apple</li> <li>Banana</li> <li>Grapes</li> </ul>	 <p><b>Drinks</b></p> <ul style="list-style-type: none"> <li>Apple juice</li> <li>Orange juice</li> <li>Water</li> <li>Milk</li> </ul>
---	---	---



Sally







I'm hungry. Let's look at the menu. I like meat and rice. I like carrots too. I don't like fish or eggs. I like ice cream. I like apple juice but I don't like milk. What do you like, Emma?

I like ice cream too. And I like fish and eggs. I like rice but I don't like carrots. I like bananas but I don't like grapes. I like milk but I don't like apple juice.





Emma

- 3 Read again. Tick (✓) what Sally and Emma like. Cross (X) what they don't like.

						
Sally	✓					
Emma						

**Listening**

1 Listen and draw 😊 or ☹️. 🎧 122



**Speaking**

2 Look at the menu on page 84. Ask and answer.

*What do you like?*

*I like eggs and ...*

**Writing**

3 Circle *n't* and match.

isn't = is **not**      don't = do **not**      aren't = are **not**

1 I don't like fish.

2 It isn't a banana.

3 They aren't my shorts.

4 She isn't my sister.

a They are not my shorts.

b I do not like fish.

c She is not my sister.

d It is not a banana.




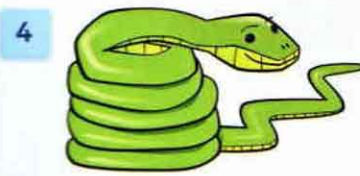
What letter is missing? n ' t = n \_ t

**1 Circle the odd-one-out. Write.**












- |   |          |           |        |          |       |
|---|----------|-----------|--------|----------|-------|
| 1 | triangle | circle    | rice   | square   | rice  |
| 2 | giraffe  | rectangle | lion   | tiger    | _____ |
| 3 | milk     | water     | juice  | parrot   | _____ |
| 4 | snake    | yogurt    | monkey | elephant | _____ |
| 5 | hair     | meat      | eyes   | ears     | _____ |

**2 Write.**

**It's got**      **It hasn't got**

- |   |  |   |
|---|--|---|
| 1 |  | This animal is tall. <u>It's got</u> a long neck.<br>_____ four legs. _____ big ears. |
| 2 |  | This animal is big.<br>_____ big teeth. _____ fingers.                                |
| 3 |  | This animal is little.<br>_____ four legs. _____ two legs.                            |
| 4 |  | This animal is long.<br>_____ legs. _____ two eyes.                                   |

3 Look at the pictures. Read and circle.



I like / don't like juice and I like / don't like fish.  
I like / don't like yogurt.



I like / don't like yogurt and I like / don't like fish.  
I like / don't like juice.

4 Look at the pictures and write.



a

e

bed



\_\_\_\_\_

\_\_\_\_\_

\_\_\_\_\_

5 Read and colour.


My work in units 10,11 and 12 is

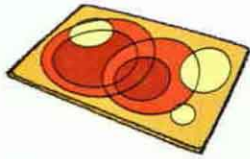


# 13 Tidy up!

## Lesson One Words

1 Listen, point and repeat.  123

2 Listen and chant.  124



rug



bed



cupboard




shelf





pillow



blanket

3 Listen and read.  125








- 1 Listen to the story again and repeat. Act.
- 2 Look and say.

Let's learn!



There's a doll on the rug.



There are three books under the bed.

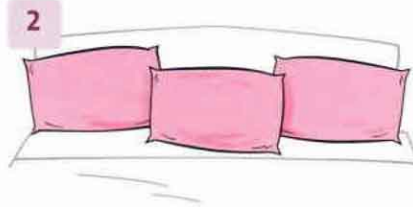
there's = there is

3 Write.

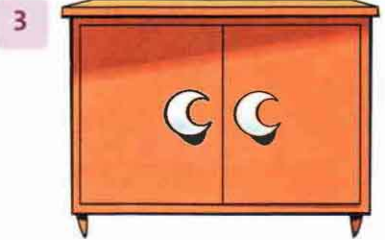
There's      There are



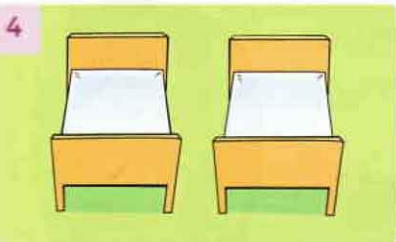
There's a blanket.



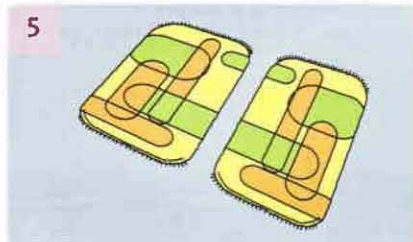
\_\_\_\_\_ three pillows.



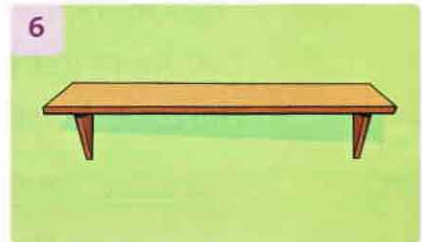
\_\_\_\_\_ a cupboard.



\_\_\_\_\_ two beds.



\_\_\_\_\_ two rugs.




\_\_\_\_\_ a shelf.

4 Look at the pictures again. Point, ask and answer.

How many blankets?

There's one blanket.

1 Listen, point and repeat.  126

11

eleven

12

twelve

13

thirteen

14

fourteen

15

fifteen

16

sixteen

17

seventeen

18

eighteen

19

nineteen

20

twenty

2 Listen and sing.  127

3 Sing and do.

**There are ten in the bed**

There are ten in the bed,  
And the little one says,  
"Two more, two more."  
Two more get in.  
Eleven, twelve!

There are twelve in the bed,  
And the little one says,  
"Two more, two more."  
Two more get in.  
Thirteen, fourteen!

There are fourteen in the bed, ...  
Fifteen, sixteen!

There are sixteen in the bed, ...  
Seventeen, eighteen!

There are eighteen in the bed, ...  
Nineteen, twenty!

Help!



1 Listen, point and repeat.  128


bin



fig




tin



2 Listen and chant.  129

A big, big fig  
In a big, big tin.

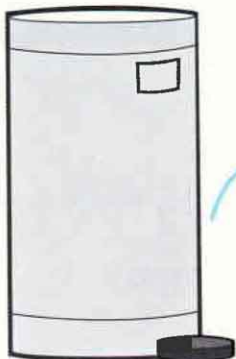
Eat the big fig.  
Put the tin in the bin.



3 Read the chant again. Circle the *i* in the middle of the words.

4 Listen to the sounds and join the letters.  130

What is in the bin?



i i e e e i i  
e e i i i e e



## Reading

- 1 What's in the bedroom? Point and say.
- 2 Listen and read.  131

## ★ STAR LETTER ★

Dear Junior Magazine,  
 This is picture of my bedroom.  
 There is a bed in my bedroom.  
 There are lots of footballs on my blanket  
 and pillow. There is a book shelf.  
 I have got twelve books on my shelf.  
 Four books are about football.  
 My clothes are in my cupboard.  
 My favourite clothes are my red shorts and  
 red T-shirt for football.

I have got lots of toys and a big toy box.

There is a blue rug next to my bed.

There are footballs on my rug too!


I like my bedroom and

I like football!

Bye!



★ From Jamie (age 7)



Write to JUNIOR MAGAZINE, London, England

### 3 Read again. Write T (true) or F (false).

- 1 There are photos on his blanket. F
- 2 Jamie has got twenty books. \_\_\_\_\_
- 3 Jamie has got two cupboards. \_\_\_\_\_
- 4 He has got lots of toys. \_\_\_\_\_
- 5 There are footballs on the rug. \_\_\_\_\_
- 6 He likes his bedroom. \_\_\_\_\_

Listening

1 Listen and write A or B.  132



- 1  B
- 2
- 3
- 4
- 5
- 6

Speaking

2 Look at the pictures again. Ask and answer.

shoes      teddy      book      T-shirt      ball      bag      books

Where are the shoes?

They're on the rug.

Writing

3 Read the questions and answers. Write  or .

Where's my pillow  It's on your cupboard .

Is it on my cupboard  Yes, it is .

1 There is a blanket on my bed

2 Where's the pillow

3 Is it in the kitchen

4 What's in my bedroom

5 There are lots of toys

6 His name's Jamie

## Lesson One Words

1 Listen, point and repeat.  133



run




fly



walk

2 Listen and chant.  134



talk



swim



climb

3 Listen and read.  135

1

Look at my toy, Uncle. His name's Action Boy.

Hello. Nice to meet you.

Look! He can run.

2

Look, Tim. Action Boy can fly.

Great! Can he play football?

Yes, he can.

3

Look, Rosy. Action Boy can walk. He can run and he can fly.

You are clever, Action Boy!

4

How old are you, Action Boy?

Silly Rosy! He can't talk. He's a toy.

- 1 Listen to the story again and repeat. Act.
- 2 Look and say.

Let's learn!



He **can** fly.



He **can't** talk.



**Can he** play football?  
**Yes, he can.**



**Can he** talk?  
**No, he can't.**

**can't = cannot**

- 3 Write. **can can't**



She can't talk.



She \_\_\_\_\_ run.



She \_\_\_\_\_ climb.



She \_\_\_\_\_ walk.



\_\_\_\_\_



She \_\_\_\_\_ fly.

- 4 Look at the pictures again. Point, ask and answer.

Can she talk?

No, she can't.

# Lesson Three Song

## 1 Listen, point and repeat. 136



write




draw



sing

## 2 Listen and sing. 137

## 3 Sing and do.



### I can do anything!

I can write my alphabet,  
My alphabet, my alphabet.  
I can write my alphabet  
From A to Z.


I can do anything, anything, anything,  
I can do anything, if I try.

I can draw an elephant, ...  
With two big ears.


I can do anything, ...

I can sing this song to you, ...  
And make you smile.

I can do anything, ...





1 Listen, point and repeat.  138

dog




fox



log



2 Listen and chant.  139



Look at the dog.  
It's sitting on a log.

Look at the fox.  
It's sitting in a box.



3 Read the chant again. Circle the o in the middle of the words.

4 Match the words that rhyme.



dog



bin



box



fig


tin




log




big



fox



## Reading

- 1 What animals can you see? What colour are they?
- 2 Listen and read.  140

# Beautiful Animals

This is a very big cat.  
 It has got orange and black stripes.  
 It can swim.  
 It can climb trees.  
 It can jump.  
 And it can run very fast.  
 This animal likes meat.  
 You can see it at the zoo.

**What is it?**



**It is a tiger.**



**It is a parrot.**

This is a bird.  
 It is blue, green, red and yellow.  
 It can fly and it can sing.  
 It can't read and write.  
 But it can talk!  
 This animal likes fruit and nuts.  
 It can be a pet in a house.


**What is it?**


- 3 Read again and tick (✓).

	tiger	parrot
1 It can fly.		✓
2 It can swim.		
3 It's a big cat.		

	tiger	parrot
4 It can talk.		
5 It can climb.		
6 It can sing.		

**Listening**

1 Listen and number.  141



1



**Speaking**

2 Look at the pictures again. Say and answer.

It's got four legs. It can run. It's brown and big.

Yes, it is.

Is it a lion?

**Writing**

3 Circle *n't* and match.

can't = cannot

1 It can't read.

2 A tiger can't fly.

3 Action Boy can't talk.

4 I can't swim.

a Action Boy cannot talk.

b It cannot read.


c I cannot swim.


d A tiger cannot fly.

What letter is missing? n ' t = n \_\_\_ t

## Lesson One Words

1 Listen, point and repeat.  142


2 Listen and chant.  143




sandcastle



beach



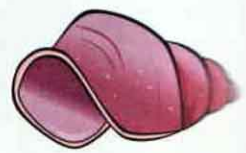
crab




the sea



boat



shell

3 Listen and read.  144



1 Listen to the story again and repeat. Act.

2 Look and say.

Let's learn!



Let's make a sandcastle.  
That's a good idea.



Let's play ball.  
Great. OK!

3 Circle and write.




Let's make a sandcastle .

sandcastle

ice cream

crab



Let's swim in the \_\_\_\_\_.

house

living room

sea



Let's find \_\_\_\_\_.

a yogurt

shells

play



Let's play \_\_\_\_\_.

beach

ball

hat

4 Look at the pictures again. Point and say.

Let's make a sandcastle.

That's a good idea.

# Lesson Three Song

## 1 Listen, point and repeat. 145



sun cream



bat



ice lolly

## 2 Listen and sing. 146

## 3 Sing and do.



### It's a wonderful day!

Hey, hey!  
It's a wonderful day.  
We are going to the beach today.


Don't forget your sun cream,  
Don't forget your hat.  
Don't forget your frisbee,  
Or your ball and bat.

Hey, hey!  
It's a wonderful day ...


Have an ice cream,  
Have a drink.  
Have an ice lolly,  
Yellow or pink.

Hey, hey!  
It's a wonderful day ...



1 Listen, point and repeat.  147

rug



jug



sum

$$2 + 3 = 5$$

2 Listen and chant.  148



I'm on the rug,  
 Rug, rug, rug.  
 With juice in a jug,  
 Jug, jug, jug.  
 Here is my mum,  
 Mum, mum, mum.  
 She's got my sum,  
 Sum, sum, sum.



3 Read the chant again. Circle the *u* in the middle of the words.

4 Listen to the sounds and join the letters.  149

Where is the dog?

u	i	o	i	o	u	o
o	o	u	o	u	i	i
i	u	i	u	i	o	u

## Reading

- 1 What can you see in the picture? Point and say.
- 2 Listen and read.  150



## Welcome to our beach!



We like our beach a lot. It is very long and sandy. On the beach you can play bat and ball, football or frisbee. You can make sandcastles too. You can find shells and crabs in the rock pools. The sea is blue and clean. Here you can swim or go in a boat. Near the beach there are hotels and cafés. You can eat ice cream from the ice cream stalls.

It's lots of fun at the beach, but please ...



don't forget your sun cream and your hat.



don't swim alone - swim with family or friends.



put your litter in the bins.



Enjoy!

### 3 Read again. Circle the correct words.

- 1 The beach is long / little.
- 2 On the beach you can play ice cream / bat and ball.
- 3 You can make sandcastles / cafés.
- 4 In rock pools you can find shoes / shells.
- 5 The sea is orange / blue.



Listening

1 Listen and write A or B.  151



1  A      2       3



4       5       6

Speaking

2 Look at the pictures again. Point and say.

play bat and ball

find crabs and shells

make a sandcastle

play football

play frisbee

put on sun cream

Let's play bat and ball.

Great. OK!

Writing

verbs = doing words

3 Circle the verbs.

Let's run.      Let's go in a boat.

1 Let's swim.

2 Let's walk.

3 Let's play ball.

4 Let's find shells.

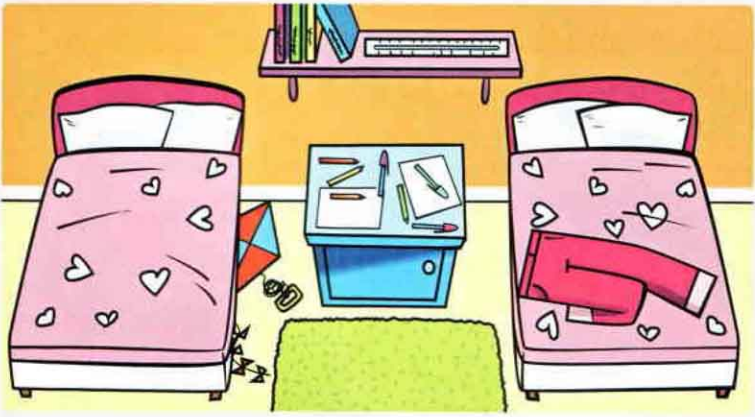
5 Let's put on sun cream.

6 Let's make a sandcastle.

1 Circle the odd-one-out. Write.

- 1 bed cupboard shelf shell shell
- 2 crab sandcastle twelve boat \_\_\_\_\_
- 3 beach thirteen twenty fifteen \_\_\_\_\_
- 4 walk the sea run swim \_\_\_\_\_
- 5 rug ice lolly pillow blanket \_\_\_\_\_


2 Write T (true) or F (false).





- 1 There are two beds. T
- 2 There's a kite under a bed. \_\_\_\_\_
- 3 There are books on the cupboard. \_\_\_\_\_
- 4 There are trousers on the rug. \_\_\_\_\_
- 5 There's a ruler on the shelf. \_\_\_\_\_

3 Write. can can't

1  It can fly.

2  It \_\_\_\_\_ walk.

3  It \_\_\_\_\_ climb.

4  It \_\_\_\_\_ swim.

4 Match.




Let's make

sun cream.



Let's put on

crabs.



Let's go in

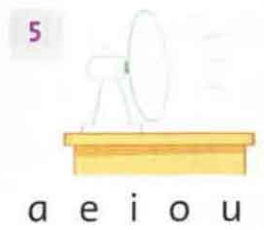
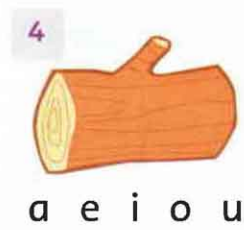
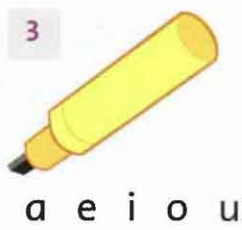
a boat.



Let's find

a sandcastle.

5 Circle the vowel.



6 Look at the pictures again and write.

a  
fan

e \_\_\_\_\_

i \_\_\_\_\_

o \_\_\_\_\_

u \_\_\_\_\_

7 Read and colour.

My work in units 13, 14 and 15 is

 OK

  Good

   Excellent

**Unit 1**

**What's this? It's** a pen.

**Write.**

- 1 What's this? \_\_\_\_\_ a cat.
- 2 What's \_\_\_\_\_? It's a dog.
- 3 What's \_\_\_\_\_? It's a pencil.
- 4 \_\_\_\_\_ this? \_\_\_\_\_ a ruler.

**Unit 2**

This is **my** bag.  
This is **your** doll.

**Is this your teddy? Yes, it is.**  
**No, it isn't.**

**Write.**

- 1 \_\_\_\_\_ your bike? Yes, it is.
- 2 Is this my doll? No, \_\_\_\_\_.

**Unit 3**

one arm  
two arms

**These are my arms.**  
**This is my nose.**

**Read and tick (✓) if the sentence is correct.**

- 1 These are my legs.
- 2 This is my noses.
- 3 This my face.
- 4 This is my arms.

**Unit 4**

**She's** a housewife.  
**He's** a pupil.

**Is she a teacher? Yes, she is.**  
**No, she isn't.**

**Write.**

- 1 \_\_\_\_\_ she a teacher? Yes, she is.
- 2 Is he a pupil? No, \_\_\_\_\_.

**Unit 5**

**Where's** the ball? It's **under** the bag.  
It's **in** the net.  
It's **on** the slide.

**Order the words.**

- 1 ball? the Where's \_\_\_\_\_
- 2 under It's the tree. \_\_\_\_\_

### Unit 6

It's Mum's book. It's Billy's teddy.

Write.

1 Billy / coat. It's Billy's coat.

2 Rosy / kite. \_\_\_\_\_

3 Dad / bag. \_\_\_\_\_

4 Tim / hat. \_\_\_\_\_

### Unit 7

This is **her** dress. These are **his** trousers.

**Are these** her socks? **Yes, they are.**

**No, they aren't.**

Write.

1 This is Billy's coat. It's his coat.

2 This is Rosy's kite. \_\_\_\_\_

3 This is Dad's bag. \_\_\_\_\_

4 This is Tim's hat. \_\_\_\_\_

### Unit 8

**Where's** Grandma? **She's** in the dining room.

**Is she** in the kitchen? **Yes, she is.**

**No, she isn't.**

**Where are** Dad and Billy? **They're** in the garden.

**Are they** in the living room? **Yes, they are.**

**No, they aren't.**

Write.

1 \_\_\_\_\_ Mum? \_\_\_\_\_ in the bathroom.

2 Where \_\_\_\_\_ Rosy and Billy? \_\_\_\_\_ in the kitchen.

3 \_\_\_\_\_ Grandma and Grandpa downstairs? Yes, \_\_\_\_\_.

**Unit 9**

I've got two sandwiches.  
I haven't got my lunch box.

I've got an apple.  
I've got a banana.

**an + a, e, i, o, u**

**Order the words.**

- 1 got orange I've an \_\_\_\_\_  
2 my haven't lunchbox I got \_\_\_\_\_

**Unit 10**

He's got brown eyes.  
She's got blue eyes.  
It's got brown eyes.

He hasn't got green eyes.  
She hasn't got short hair.  
It hasn't got green eyes.

**Read and write T (true) or F (false).**

- 1 A dog's got two legs. \_\_\_\_\_  
2 Tim hasn't got black hair. \_\_\_\_\_  
3 A lion's got four legs. \_\_\_\_\_  
4 Rosy's got a brother. \_\_\_\_\_

**Unit 11**

I like monkeys.  
I don't like elephants.

I'm tall. It's little.  
He's tall. They're little.  
She's tall.

**Write like or don't like.**

- 1 😊 I \_\_\_\_\_ elephants.      2 ☹️ I \_\_\_\_\_ zebras.  
3 ☹️ I \_\_\_\_\_ snakes.      4 😊 I \_\_\_\_\_ monkeys.

**Unit 12**

Do you like yogurt? Yes, I do.  
No, I don't.

What do you like? I like rice.

**Write.**

- 1 Do you like rice? Yes, \_\_\_\_\_.      2 \_\_\_\_\_ you like meat? No, \_\_\_\_\_.

**Unit 13** **There's** a doll on the rug. **There are** books under the bed.

**Write**

- 1 \_\_\_\_\_ a T-shirt on the bed.      2 \_\_\_\_\_ shoes in the cupboard.  
3 \_\_\_\_\_ books on the shelf.      4 \_\_\_\_\_ a hat on the rug.

**Unit 14** **He can** fly. **He can't** swim.  
**She can** fly. **She can't** swim.  
**It can** fly. **It can't** swim.

**Can he** play football? **Yes, he can.**  
**No, he can't.**

**Write.**

- 1 Can a bird fly? Yes, it \_\_\_\_\_.      2 \_\_\_\_\_ a monkey talk? No, it \_\_\_\_\_.

**Unit 15** **Let's** make a sandcastle! That's a good idea.

**Read and circle.**

- 1 Let's **swim** / **have** in the sea.      2 Let's **make** / **find** crabs.  
3 Let's **play** / **go** ball.      4 Let's **run** / **make** a sandcastle.

**OXFORD**

UNIVERSITY PRESS

Great Clarendon Street, Oxford OX2 6DP

Oxford University Press is a department of the University of Oxford.  
It furthers the University's objective of excellence in research, scholarship,  
and education by publishing worldwide in

Oxford New York

Auckland Cape Town Dar es Salaam Hong Kong Karachi  
Kuala Lumpur Madrid Melbourne Mexico City Nairobi  
New Delhi Shanghai Taipei Toronto

With offices in

Argentina Austria Brazil Chile Czech Republic France Greece  
Guatemala Hungary Italy Japan Poland Portugal Singapore  
South Korea Switzerland Thailand Turkey Ukraine Vietnam

OXFORD and OXFORD ENGLISH are registered trade marks of  
Oxford University Press in the UK and in certain other countries

© Oxford University Press 2009

The moral rights of the author have been asserted

Database right Oxford University Press (maker)

First published 2009

2013 2012 2011 2010 2009

10 9 8 7 6 5 4 3 2 1

**No unauthorized photocopying**

All rights reserved. No part of this publication may be reproduced,  
stored in a retrieval system, or transmitted, in any form or by any means,  
without the prior permission in writing of Oxford University Press,  
or as expressly permitted by law, or under terms agreed with the appropriate  
reprographics rights organization. Enquiries concerning reproduction  
outside the scope of the above should be sent to the ELT Rights Department,  
Oxford University Press, at the address above

You must not circulate this book in any other binding or cover  
and you must impose this same condition on any acquirer

Any websites referred to in this publication are in the public domain and  
their addresses are provided by Oxford University Press for information only.  
Oxford University Press disclaims any responsibility for the content

ISBN: 978 0 19 481200 9

Printed in China

**ACKNOWLEDGEMENTS**

*Cover illustration by:* Tomek Giovanis and Christos Skaltsas

*Main character illustrations by:* Tomek Giovanis and Christos Skaltsas pp Title  
page, Scope and Sequence page, 4, 8, 9, 14, 15, 20, 21, 28, 29, 34, 35, 40, 41,  
42, 46, 48, 49, 54, 55, 60, 61, 66, 68, 69, 74, 75, 80, 81, 88, 89, 94, 95, 100, 101.

*Other illustrations by:* Andy Hamilton pp 5, 6, 7, 8, 9, 10, 14, 15, 16, 20, 21, 22,  
26, 27, 28, 29, 30, 34, 35, 36, 47, 48, 49, 50, 54, 56, 60, 61, 62, 66, 67, 68, 69,  
70, 74, 75, 76, 80, 81, 82, 86, 87, 88, 89, 94, 95, 96, 100, 101, 102, 106, 107; Jo  
Taylor/Sylvie Poggio pp 5, 7, 10, 16, 22, 30, 36, 42, 50, 56, 62, 70, 76, 82, 90,  
96, 102; Simon Clare Creative Workshop Ltd pp 11, 17, 23, 27, 31, 37, 43, 47,  
51, 57, 63, 67, 71, 77, 83, 87, 91, 97, 103, 107; Kathy Baxendale pp 18, 19, 59,  
72, 73, 84, 92, 93; Dusan Pavlic/Beehive Illustration pp 32, 33, 78, 79; Lisa  
Smith/Sylvie Poggio pp 38, 39, 52, 53; Amanda Enright/Advocate pp 44, 45,  
104, 105.

*Commissioned Photography by:* Chris King pp 12, 13, 24, 25, 64, 65, 84, 99.

*The publisher would like to thank the following for their kind permission to reproduce  
photographs:* Alamy Images pp 84 (ice cream/Tim Hill), 98 (tiger/blickwinkel),  
98 (parrot/MasPix); Ardea pp 99 (chick/Rolf Kopfle), 99 (vervet monkey/  
M.Watson); Corbis pp 85 (father and daughter/Robert Harding World Imagery),  
85 (steak/Envision); FLPA pp 99 (giraffe/ZSSD), 99 (snake/Michael & Patricia  
Fogden), 99 (lion/Elliott Neep); Fotolia pp 65 (roll/Dinostock), 65 (hard boiled  
egg/Luminousiens), 65 (pear/Alex Staroseltev), 65 (banana/Rufar), 84 (fried  
eggs/JJAVA); Getty Images p 92 (boy with football/Stock4B); iStockphoto  
pp 65 (biscuit/Robert Redelowski), 65 (grapes/Creacart), 84 (steak/Joe Cicak),  
84 (rice/Linda & Colin McKie), 84 (carrots/Olga Shelego), 84 (bowl of grapes/  
Sandra Caldwell), 85 (sandwich/Robyn Mackenzie), 85 (baguette/KMITU);  
OUP pp 85 (yoghurt/Mark Mason), 85 (ice-cream/Photodisc); PunchStock  
p 58 (family/Stockbyte); Red Cover p 58 (dining room/Ashley Morrison, (master  
bedroom/Winfried Heinze), (child's bedroom/David Hiscock), (balcony/Graham  
Atkins-Hughes).

*Family and Friends Level 1 Posters by:* Tomek Giovanis and Christos Skaltsas

*Family and Friends Level 1 Flashcards by:* Andy Hamilton

*Family and Friends Level 1 Phonics Cards by:* Simon Clare Creative Workshop Ltd.

*We would also like to thank the following for their help:* SS Philip & James Primary  
School, Oxford.


*The authors and publisher are grateful to those who have given permission to reproduce  
the following extracts and adaptations of copyright material:* p00 'Sing a Rainbow'  
Words & Music by Arthur Hamilton © 1955 (renewed) Mark VII Ltd. All rights  
administered by Warner/Chappell Music Ltd, London W6 8BS; Reproduced by  
permission.




# Family and Friends

Family and Friends is a six-level primary course which offers an exceptionally strong skills training programme covering language, phonics, and civic education.

- Class Book plus Student MultiROM



- Workbook



- Oxford iTools Digital Class Resources




- Teacher's Book
- Audio Class CDs

- Teacher's Resource Pack



- Story Posters
- Phonics Cards
- Words Flashcards
- Photocopy Masters Book
- Testing and Evaluation Book


Also available:



- Alphabet Book



- Readers



- Grammar Friends

